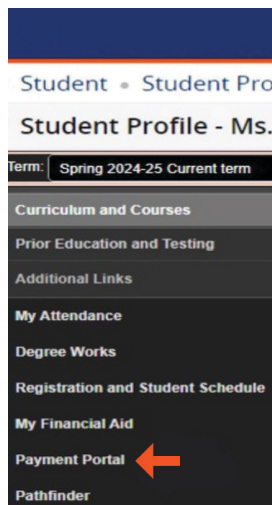


## NOW THAT YOU'RE A HUSKY...

The Student Accounts Office is here to assist you with your financial settlement as you continue your academic journey. Follow the steps below to review and pay your bill. **Payments are due one week before classes start each semester.**

**1 ACCESS YOUR HUSKY ID AND USERNAME**  
As a new student, you will need a HuskyID (H Number) and username to perform many necessary functions. You may locate your HuskyID and username by clicking the "Husky Username" link: [HC.edu/username](http://HC.edu/username) <http://huskynetsso.hbu.edu> (New Students)

**2 CLICK ON THE "PAYMENT PORTAL" LINK**

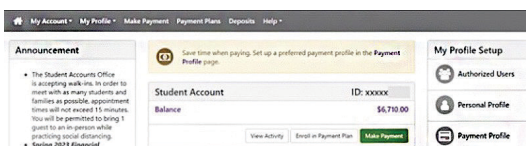


**3 CLICK "CONTINUE"**  
TouchNet Redirect Button

You will now be directed to the TouchNet Bill+Payment Suite

[Continue](#)

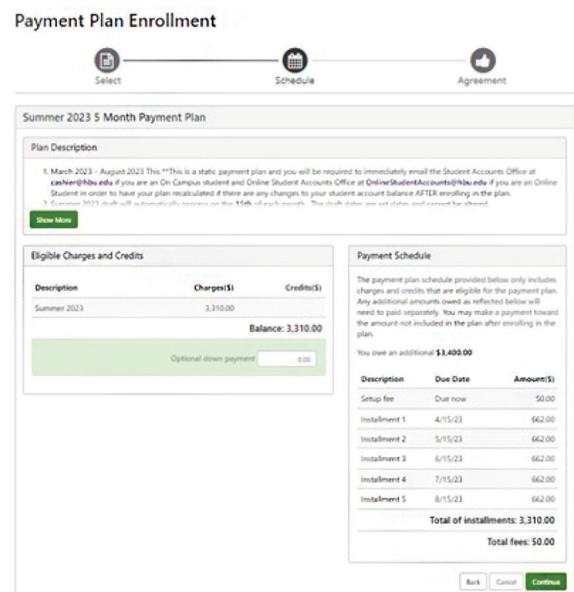
**4 YOU WILL BE TAKEN TO TOUCHNET**  
This is our billing and payment portal



**5 CLICK "MAKE PAYMENT" OR "ENROLL IN PAYMENT PLAN" BUTTON**  
**Make Payment:** Pay balance, in full, all at once  
**Payment Plan:** Pay off balance, monthly by the end of the semester

**6 SELECT TERM FROM THE DROPDOWN MENU AND CLICK "SELECT"**

**7 REVIEW AGREEMENT, CLICK "CONTINUE" AND ENTER PAYMENT METHOD FOR INSTALLMENTS**



**+ OPTIONAL: ADD AUTHORIZED USERS FOR ACCESS TO YOUR BILL AND PAYMENTS**

