

## NOW THAT YOU'RE A HUSKY...

The Student Accounts Office is here to assist you with your payment options as you continue your academic journey. Follow the steps below to review and pay your bill. **Payments are due the week before classes start each semester.**

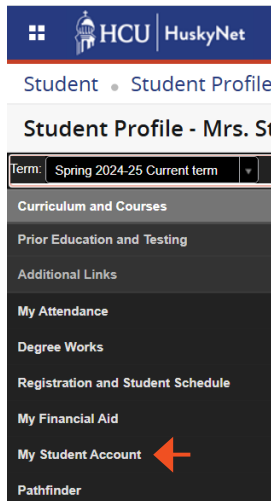
**1**

### ACCESS YOUR HUSKY ID AND USERNAME

As a new student, you will need a HuskyID (H Number) and username to perform many necessary functions. Learn how to access HuskyNet at [HC.edu/systems](http://HC.edu/systems). Then, log in to the Student Portal at [my.HC.edu](http://my.HC.edu) and click "HuskyNet."

**2**

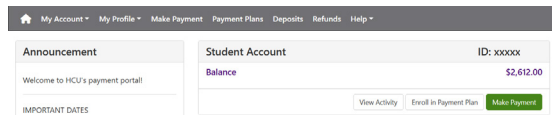
### SELECT THE "MY STUDENT ACCOUNT" LINK



**3**

### YOU WILL BE TAKEN TO TOUCHNET

This is our billing and payment portal. You may be required to complete consents and agreements on first access.



**4**

### CLICK "MAKE PAYMENT" OR "ENROLL IN PAYMENT PLAN" BUTTON

**Make Payment:** Pay balance, in full, all at once  
**Payment Plan:** Pay off balance, monthly by the end of the semester

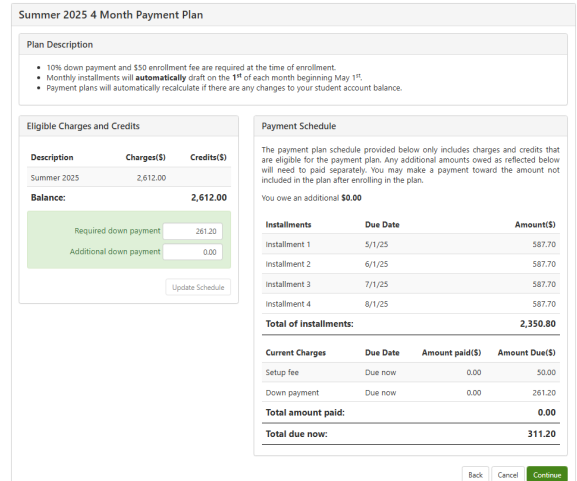
**5**

### SELECT TERM FROM THE DROPDOWN MENU AND CLICK "SELECT"

**6**

### REVIEW AGREEMENT, CLICK "CONTINUE" AND ENTER PAYMENT METHOD FOR INSTALLMENTS

**Note: 10% down payment and \$50 enrollment fee are required for payment plans.**



**+**

### OPTIONAL: ADD AUTHORIZED USERS FOR ACCESS TO YOUR BILL & PAYMENTS & SET-UP DIRECT DEPOSIT FOR STUDENT/ PARENT REFUNDS.

